

TOYO TIRES®

CELSIUS - ALL WEATHER TIRES

CELSIUS **CELSIUS CUV**

*All-Weather tire
for a variety of
vehicles.*



TOYO TIRES®

driven to perform

CELSIUS

CELSIUS *CUV*

The Toyo Celsius is true all-weather tire designed for those drivers who need the added winter safety during occasional snow falls and cold weather conditions but don't want to incur the expense of buying, installing and storing winter tires.



WIDE LATERAL GROOVES

- >> Wide lateral grooves help evacuate slush and water to reduce the risk of hydroplaning for better grip to the road surface.



ASYMMETRIC VARIABLE TREAD PATTERN

- >> Outside tread - The asymmetric tread design features a lower sipe density on the outside tread for enhanced grip and traction on wet and dry roads for improved handling and cornering.
- >> Inside tread - The inside tread has a much higher sipe density for better traction on ice and snow.



UNIQUE TREAD COMPOUND


- >> Specially formulated for an asymmetric pattern; maximizing all-season performance on the outside tread while delivering enhanced traction on the inside tread for traction in cold weather conditions.

ADVANCED TREAD DESIGN

- >> Ensures a comfortable ride on dry roads and stability while driving at higher speeds. While an optimized tread angle design ensures maximum traction in all seasons.



Great summer ride but ready for winter!



EVACUATION (SLUSH) GROOVES

- >> The inside tread features horizontal grooves designed to help efficiently evacuate snow and slush to ensure the tire remains in contact with the road for better grip.




VARIABLE MULTI-WAVE SIPES

- >> Full depth Multi-wave sipes increases tread block rigidity for better ice traction while reducing the possibility of irregular wear for a more comfortable ride.
- >> Increased sipe density on the inside of the tire adds grip on ice and in compacted snow while cornering, braking or accelerating.



STAGGERED BLOCKS - SAWTOOTH EDGES

- >> Staggered tread blocks help reduce road harmonics.
- >> Sawtooth edges and distinct tread angles on the inside and centre tread blocks increase traction in inclement weather.



SNOW CLAWS

- >> Located in both inside and outside grooves are designed to help improve deep snow traction and increase block rigidity for better handling.



ALIGNMENT INDICATORS

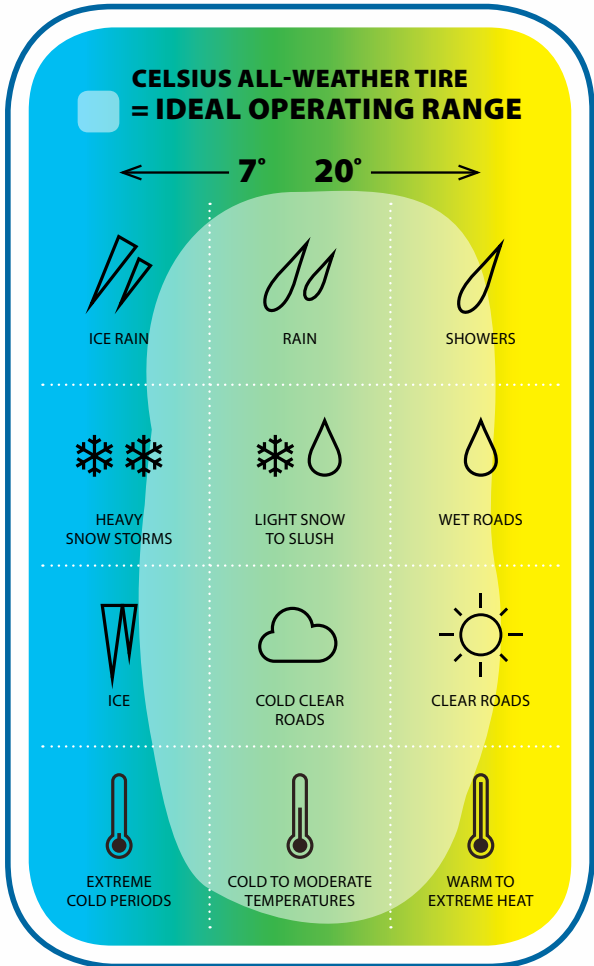
- >> The Celsius is the first Toyo tire to feature alignment indicators located in the tread blocks on both the inside and outside tread helping owners and tire dealers to detect alignment issues.

CELSIUS

CELSIUS CUV

A true all-weather tire designed for drivers who need the added winter safety during occasional snow falls and cold weather conditions but don't want to incur the expense of buying, installing and storing winter tires.

The Toyo Celsius and Celsius CUV provide convenient year-round versatility plus winter weather safety all-in-one tire.



The Celsius is designed to be positioned between an all-season and winter tire with a tread design that provides better ice and snow traction than a typical all-season tire and longer tread life than a winter tire.

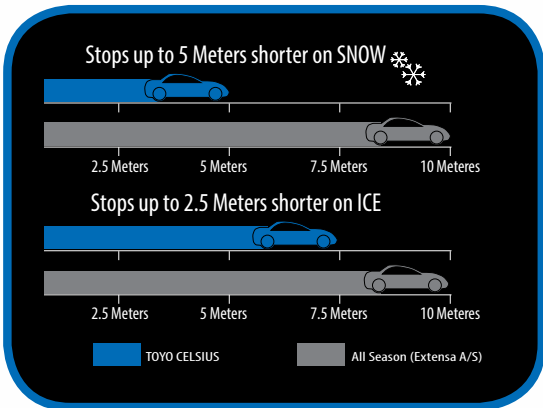


The “3 Peak Mountain Snow Flake symbol” embossed on the sidewall indicates that the Toyo Celsius exceeds the snow tire performance standards set by Transport Canada.



Added snow and ice traction

Added winter Traction!



LEGEND

- SIZE** - Tire Size **SD** - Service Description **OW** - Overall Width **RPK** - Revolutions Per Kilometer
- SW** - Side Wall **OD** - Overall Diameter **SLR** - Standard Load Radius

All-Weather tire for Passenger, CUV, SUV and some light duty pickup truck applications.

CELSIUS

	SIZE	SD	SW	UTQG	1/32"	OD	OW	SLR	RPK
14	185/65R14	86H	BL	440A A	11	23.5	7.4	10.7	550
	205/75R15	97S	BL	400A B	11	27.1	8.0	12.2	476
	235/75R15	105S	BL	400A B	11	28.9	9.3	12.9	447
	205/70R15	96T	BL	420A B	11	26.3	8.2	11.9	490
	215/70R15	98T	BL	440A B	11	26.9	8.7	12.1	480
15	225/70R15	100T	BL	420A B	11	27.4	9.0	12.4	470
	185/65R15	88H	BL	440A A	11	24.4	7.4	11.2	528
	195/65R15	91H	BL	440A A	11	25.0	7.9	11.4	516
	205/65R15	94H	BL	440A A	11	25.5	8.2	11.6	507
	185/60R15	84T	BL	440A B	11	23.7	7.4	10.9	544
	195/60R15	88H	BL	440A A	11	24.2	7.9	11.1	533
	205/65R16	95H	BL	440A A	11	26.5	8.2	12.1	488
	215/65R16	98T	BL	440A B	11	27.0	8.7	12.3	478
16	235/65R16	103T	BL	440A B	11	28.0	9.4	12.7	460
	205/60R16	92H	BL	440A A	11	25.7	8.2	11.8	503
	215/60R16	95H	BL	440A A	11	26.1	8.7	12.0	494
	225/60R16	98H	BL	440A A	11	26.6	9.0	12.1	485
	235/60R16	100T	BL	440A B	11	27.1	9.4	12.3	477
	205/55R16	91H	BL	440A A	11	24.9	8.4	11.5	519
	215/60R17	96H	BL	440A A	11	27.2	8.7	12.5	475
	225/60R17	99H	BL	440A A	11	27.6	9.0	12.6	467
	215/55R17	98V	BL	440A A	10	26.3	8.9	12.1	491
	225/55R17	101V	BL	440A A	10	26.8	9.2	12.3	482
17	235/55R17	103V	BL	440A A	10	27.2	9.6	12.5	475
	205/50R17	XL 93V	BL	440A A	10	25.1	8.4	11.7	514
	215/50R17	91H	BL	440A A	11	25.5	8.9	11.8	506
	225/50R17	XL 98V	BL	440A A	10	25.9	9.2	12.0	498
	225/45R17	XL 94V	BL	440A A	10	25.0	8.9	11.6	517
	235/45R17	XL 97V	BL	440A A	10	25.4	9.3	11.8	509
	245/45R17	XL 99V	BL	440A A	11	25.7	9.6	11.9	503
	235/55R18	XL 100V	BL	440A A	10	28.1	9.6	13.0	459
	245/55R18	XL 103W	BL	440A A	10	28.6	10.0	13.1	451
	225/50R18	XL 95V	BL	440A A	10	26.9	9.2	12.5	480
18	235/50R18	XL 101V	BL	440A A	10	27.3	9.6	12.6	473
	225/45R18	XL 95V	BL	440A A	10	25.9	8.9	12.1	498
	235/45R18	XL 98V	BL	440A A	10	26.3	9.3	12.3	490
	245/45R18	XL 100V	BL	440A A	11	26.7	9.6	12.4	484
	225/40R18	XL 92V	BL	440A A	10	25.1	9.1	11.8	515
	245/50R19	XL 105V	BL	440A A	11	28.7	10.0	13.3	450
	245/45R19	XL 102V	BL	440A A	11	27.7	9.6	12.9	466
	255/40R19	XL 100V	BL	440A A	11	27.0	10.2	12.6	477
20	245/45R20	XL 103V	BL	440A A	11	28.7	9.6	13.4	450

5 year workmanship and materials warranty

XL - Extra Load/XL

Treadwear limited warranty

- S-T-H-speed rating @ 100,000 km



CELSIUS *CUV*

	SIZE	SD	SW	UTQG	1/32"	OD	OW	SLR	RPK
17	225/65R17	102H	BL	520A	11	28.5	9.0	13.0	453
	235/65R17	XL 108V	BL	520A	11	29.1	9.4	13.2	444
	P245/65R17	105H	BL	520A	11	29.5	9.8	13.4	437
	225/60R17	99V	BL	520A	11	27.6	9.0	12.6	467
	235/60R17	102H	BL	520A	11	28.1	9.4	12.8	459
	225/55R17	101V	BL	520A	11	26.8	9.2	12.3	482
	235/55R17	XL 103V	BL	520A	11	27.2	9.6	12.5	475
18	P235/65R18	104H	BL	520A	11	30.0	9.4	13.7	430
	P255/65R18	109H	BL	520A	11	31.1	10.2	14.1	416
	235/60R18	107V	BL	520A	11	29.1	9.4	13.3	444
	245/60R18	105H	BL	520A	11	29.6	9.8	13.5	437
	265/60R18	110V	BL	520A	11	30.5	10.7	13.9	423
	235/55R18	100V	BL	520A	11	28.1	9.6	13.0	459
	255/55R18	109V	BL	520A	11	29.0	10.4	13.3	445
19	P255/60R19	108H	BL	520A	11	31.1	10.2	14.2	416
	235/55R19	XL 105V	BL	520A	11	29.2	9.6	13.5	442
	P245/55R19	103H	BL	520A	11	29.6	10.0	13.7	435
	275/55R19	111V	BL	520A	11	30.9	11.2	14.1	418
	235/50R19	99H	BL	500A	11	28.3	9.6	13.1	456
	255/50R19	107V	BL	500A	11	29.1	10.4	13.4	444
	265/50R19	XL 110H	BL	500A	11	29.5	10.9	13.6	438
20	P235/55R20	102H	BL	520A	11	30.2	9.6	14.0	428
	P245/50R20	102V	BL	500A	11	29.7	10.0	13.8	435
	265/50R20	107V	BL	500A	11	30.5	10.9	14.1	424

5 year workmanship and materials warranty
Treadwear limited warranty

XL - Extra Load/XL

- H- speed rating @ 100,000 km
- V - speed rating @ 80,000 km



TOYO TIRES

Date:

Size:

Price:

Notes:

For warranty details and directions on registering your new TOYO Passenger, Light Truck, Van or SUV tires be sure to ask for your TOYO TIRES Gold Millennium Warranty Booklet at time of purchase.

Toyo Tire Canada Inc.

1-877-682-TOYO

www.toyotires.ca



/toyotirescanada



Mobile bar code - scan for more information on this product, videos, specials and features.

Mobile bar code reader - Visit your mobile app store for a free reader.



Go Green
Printed on recycled paper